

Light-emitting diode module Teleline T2MAX 1W

FOR LIGHT BOXES

DESIGNED FOR BACKLIGHT LIGHTBOXES

DEPTH 50-100 MM

BEST FOR 50/100MM DEEP LIGHTBOXES

1:3 RATIO

RECOMMENDED DEPTH: CC DISTANCE RATIO

1W

HIGH POWER FOR EXTRA BRIGHTNESS

IP 67

DUST AND WATER PROTECTED

160 lm

HIGH BRIGHTNESS 160 LM PER MODULE

6500 K

6500 K AND OTHER COLORS

7 YEARS WARRANTY


7 YEAR EXTENDED WARRANTY

TECHNICAL INFORMATION

LED type	2835
Input	12V DC
Color temperature	6500 K
Beam angle	175°
Protection level	IP 67
Center-to-center distance	260 mm
Working temperature	-30°C + 50°C
Available colors	●
Power	1 W
Light output	160 lm

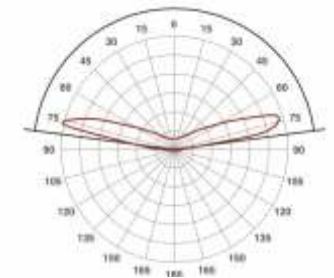
ILLUMINATION TABLE

Installation depth	Distance between centers	Quantity per 1 sq.m.	Power per 1 sq.m.
70 mm	180 mm	36 pcs	36 W
80 mm	200 mm	25 pcs	25 W
90 mm	230 mm	25 pcs	25 W
100 mm	250 mm	16 pcs	16 W

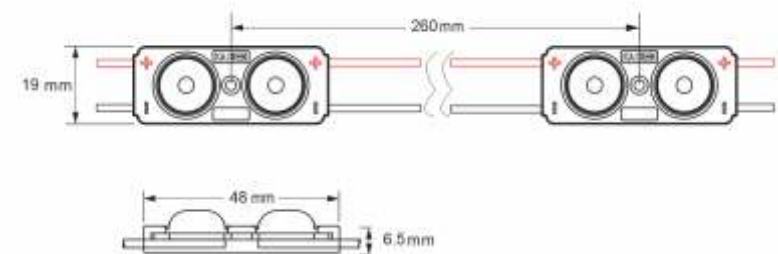


LIGHT DISTRIBUTION GRAPH

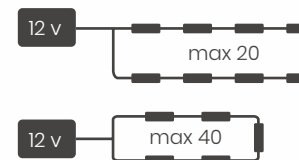
Beam angle is 175°



DIMENSIONS



CONNECTION



PACKAGING

Packing type	Chain	Package	Box
Quantity	20 pcs	200 pcs	1200 pcs
Weight	0,3 kg	3 kg	19,8 kg

